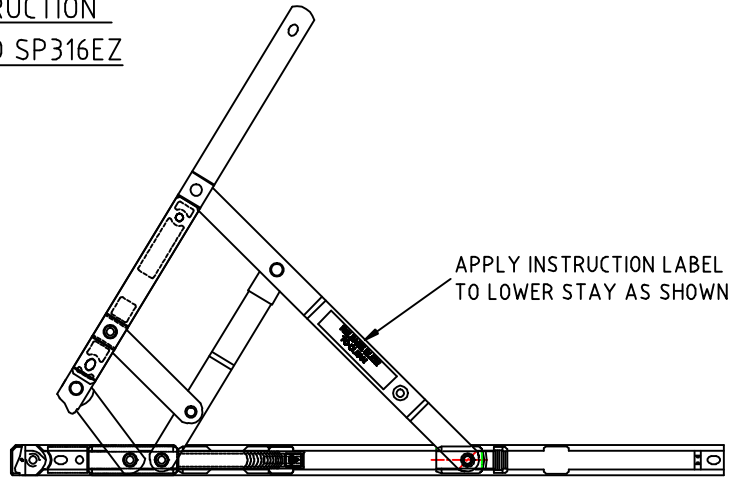
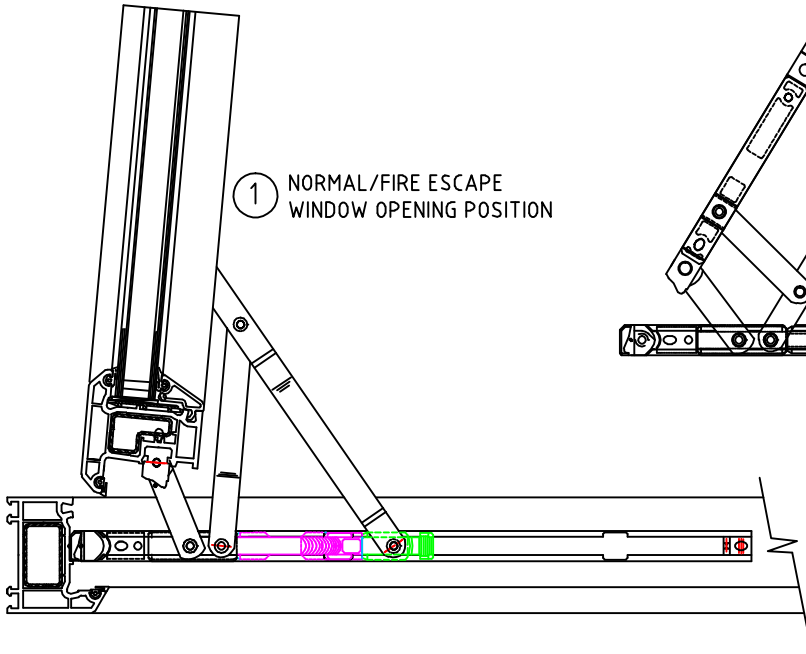


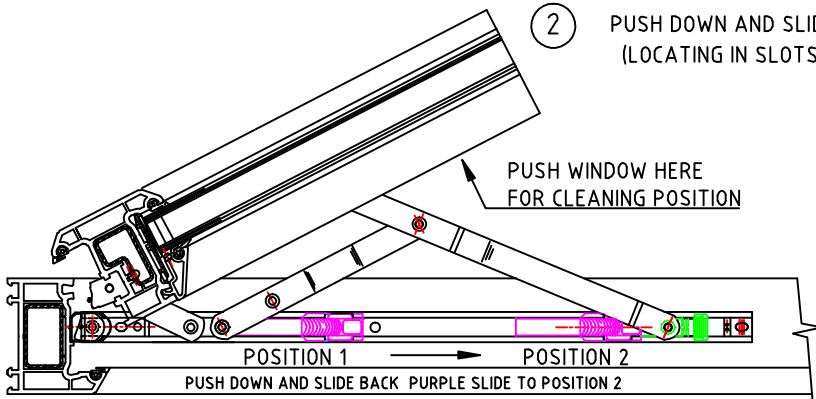
ISSUE	E.C.N.	Date	Modified By
3	6364	11.03.05	D.L.
4	6367	19.08.05	B.J.B.
5	6355	19.08.05	B.J.B.



**OPERATION INSTRUCTION
FOR SP312EZ AND SP316EZ**



② TO MOVE WINDOW TO THE CLEANING POSITION PARTIALLY CLOSE PUSH DOWN AND SLIDE BACK PURPLE SLIDE TO POSITION 2 (LOCATING IN SLOTS) AND OPEN AS SHOWN



WINDOW CLEANING POSITION

③ FULLY CLOSING AND THEN FULLY OPENING THE WINDOW WILL RE-SET IT TO NORMAL/FIRE ESCAPE POSITION

